

June 2005



# NIBBLES & BITS

Tuesday, June 14, 6:30 p.m. at Placentia Library, Placentia — Bring a friend!

## JUNE PROGRAM

### PriceGrabber.com



**Michelle Kane, Public Relations Director for PriceGrabber.com, will present information about this feature-rich shopping comparison site at our Tuesday, June 14 meeting.**

PriceGrabber.com provides online buyers with valuable information to assist in their purchasing decisions. The site provides free, unbiased comparative information on computer hardware and software, electronics, apparel, jewelry, movies, music, books, video games, photography and toys, comprising over 10 million products. PriceGrabber gives users the most complete shopping information available on the Internet, including BottomLinePrice™ (includes tax and shipping estimates), product descriptions and technical specifications, consumer reviews of products and merchants, side-by-side product comparisons and email notification of personalized target prices (Product Tracker).

Additionally, PriceGrabber Storefronts allows you to sell your new or used products to millions of Internet shoppers.

At PriceGrabber, savvy shoppers who value their time, money, and privacy have helped contribute to online retail sales reaching \$144 billion dollars in 2004. PriceGrabber is fast, free and easy to use, and can save anyone money.

**With over 18 million unique users per month, and 10 million products from 8,000 merchants listed on the site, it's the best online shopping experience for everyone.**

PriceGrabber has 21 different channels to shop from to cover users' needs including: Consumer Electronics, Computers, Home & Garden, Health & Beauty, Sporting Goods, Jewelry & Watches, Apparel, Movies and Music just to name a few.

## Register for 12th Annual SWUG Conference

*by Judy Taylour & Patricia Hill, SWUG co-chairs*

The 12th annual SW User Group Conference offers fun-filled days packed with vendor presentations, great food, workshops, a chance to talk with user groupies from other UGs, and much more. The conference is held in San Diego and begins on Friday evening, August 5, and ends with lunch on Sunday, August 7. Workshops are offered for UG leaders and members, as well as workshops for enhancing attendee computer knowledge.

This year the conference will be held at the Town and Country Resort Hotel & Convention Center, 500 Hotel Circle North, San Diego 92108.

The conference rate is \$99/night, single or double. The rate is guaranteed for three days prior and three days post conference. Come down and include the conference in a vacation! You can't sleep in your RV, but the host hotel has an RV parking area. Please make your reservations

(Continued to page 4)

### INSIDE...

- Notepad • 2
- Letters to the editor • 2
- Renewal dates • 3
- Member information • 3
- User group deals • 4
- MS Paint for photos! • 5
- MS Paint resources • 5
- Software reviews • 6
- LucidLink • 6
- Kodak plug-ins • 7
- Find your IP address • 8
- May demo & pics • 9
- Wireless news & tips • 10
- Wardriving • 10
- Wireless access point • 10
- OUCH! Windows news • 10
- More IM threats • 10
- MC stops phishers • 10
- FTC targets zombies • 10
- Store employee steals IDs • 10
- Updating Windows • 10
- Peripherals • 11
- Internet humor • 11
- Contributors • 11
- Meeting info • Back cover

**Volume 23 - Number 6**

### APCUG Conferences

**SW User Group Conference  
August 5-6, 2005**

San Diego, California

**Raincoast**

**October 7-8-9, 2005**

Tacoma, Washington

# Notepad



It's amazing... there are so many terrific UG members out there. After my lament about no floppy drives in new computers, several wrote suggesting flash/thumb/USB drives. User groups are about computer users helping computer users, and the messages illustrate that.

As it happens, I am familiar with the flash/thumb/USB drives. (Why, oh why, don't we have a single term for them? But, that's another article...!)

Over a year ago a co-worker bought two SANDISK Cruzer 256MB drives, for me and herself (Nov. 2003 and Dec. 2004 issues). Up to that point, I had been using rewritable CDs to carry information to my home computer and back to my work computer. As soon as I'd used the SANDISK, I was a convert.

My husband bought a long USB cable, so the SANDISK could be plugged in and disconnected right on my desktop. The cable connects to the back of the computer (under my desk, next to the wall, in the cable-entangled dark and dust) and comes up over the desktop. It lays, ready for use, near my monitor. This was a big leap forward for faster use.

Recently, Fry's ran a special on a 1.5G flash drive, with a brand name I'd never heard of. But, the drive was only \$79 and I grabbed it. Now, it lives in my purse and goes everywhere I go! It's just a little wider than and looks similar to the old stainless steel Zippo lighters. Remember those?

Also, do you remember when a floppy disk held everything you ever needed? These days, even a 256MB thumb drive can seem small at times. But, my 1.5G Jumbo Drive (model name on the front), is just right for those graphics and publication files I need at work and at home.

Anyway, back to the floppy drive issue. I have a plan in mind. One of these days (uh huh), I'll copy the stacks of floppies I've got stored on shelves to a CD, or two CDs.

But, for now, my computer's floppy drive seems to be the least work and easiest solution. Old tech, but still mighty useful.

Linda Gonse, [editor@orcopug.org](mailto:editor@orcopug.org)

## Letters

### Editor's "no floppy drive" lament brings lots of helpful suggestions

In regard to your search for a new computer the floppy drive was first dropped by Apple then Dell made it official. It is the flash drive that made it unnecessary. I carry one with me most of the time, and I don't have to worry about bending it.

Terry Currier  
[tcurrier@aol.com](mailto:tcurrier@aol.com)

I just read your complaint about missing floppy drives on new computers. The large assortment of available thumb, pen, drives and others that plug into a USB port are vastly superior to floppy or zip drives and not very expensive. My 256MB 32x drive was only about \$30. I use it constantly. Smaller, larger, and slower/cheaper drives are available.

Larry Klees  
[lklees@dslextrreme.com](mailto:lklees@dslextrreme.com)

One solution to floppyless computers might be an external USB drive. I have one with my laptop (that doesn't have a built-in floppy drive). It seems to work ok with XP Pro. I used to carry a box of about 10 floppy disks between home and work until about two years ago. I then made a directory for each on a flash drive, which has been my method ever since. Even though I don't use floppies very much, I still want the drive in my computers. My hard drive cloning was, until about a month ago, from a version of Ghost that booted from a floppy (I switched to Acronis True Image which works with Windows running — more convenient, and it seems faster).

Frank R. Bollinger  
[frbollinger@earthlink.net](mailto:frbollinger@earthlink.net)

I also carry thumb drives, but there are times when they won't do. That's why I decided to get the external floppy drive. Even at work, there are some computers where it's just easier to use a floppy drive.

I bought an external floppy drive for my laptop at Micro Center. Charlie (Moore) was bringing the raffle info on a floppy disk, so I couldn't use my computer. So, I bought a Mad Dog USB external floppy drive. It weighs about 12oz. and works great. I think they were \$39 and there was a \$20 rebate. Below is a blurb about it.

"The DOMINATOR External USB Floppy will support ANY Desktop or Notebook Computer you own. This Slim line Dynamo takes up

(Continued to page 10)

Published and distributed to club members by the Orange County IBM PC Users' Group



The opinions expressed herein are the writers. They are not reflective of the Orange County IBM PC Users' Group position, and are not endorsed by inclusion in this newsletter.

Submit items to the newsletter editor at: [editor@orcopug.org](mailto:editor@orcopug.org); or Linda Gonse, 22655 Valley Vista Circle, Wildomar, CA 92595-8334

### Directors

President, Mike Lyons

[mike@orcopug.org](mailto:mike@orcopug.org)

Vice President, OPEN

Treasurer/Membership/

SYSOP, Charlie Moore

[charlie@orcopug.org](mailto:charlie@orcopug.org)

Editor/Webmaster, Linda Gonse

[linda@orcopug.org](mailto:linda@orcopug.org)

Reviews, Terry Schiele

[terry@orcopug.org](mailto:terry@orcopug.org)

Programs, Lothar Loehr

[lothar@orcopug.org](mailto:lothar@orcopug.org)

Membership, Carl Westberg

[carl@orcopug.org](mailto:carl@orcopug.org)

APCUG Rep, Siles Bazerman

[Siles.Bazerman@gte.net](mailto:Siles.Bazerman@gte.net)

P.O. Box 716, Brea, CA 92822-0716

(714) 990-0580

[info@orcopug.org](mailto:info@orcopug.org)

Club information, review guidelines, updates, and members' pages at [www.orcopug.org](http://www.orcopug.org)



**Reprint Policy:** Permission is given to user groups to reprint unaltered, uncopyrighted material, with credit to the author and Nibbles & Bits.

# Members' email

- Balazs, Frank**  
fbalazs@netzero.net
- Bazerman, Siles**  
siles.bazerman@verizon.net
- Boutwell, Lloyd**  
LloydB8@aol.com
- Brubaker, Jim**  
info@1homeseller.com
- Bullis, Art**  
bullis@worldnet.att.net
- Covington III, Gary**  
garyiii@hotmail.com
- Francis, Joe**  
joefran1@earthlink.net
- Frank, Mervin**  
mfrank3@juno.com
- Gonse, Linda**  
editor@orcopug.org
- Gorham, Milton**  
m4gorham@home.com
- Jackson, Walter**  
wvjaxn@charter.net
- Kaump, LeRoy**  
leroy\_kaump@hotmail.com
- Klees, Larry**  
lklees@dslextreme.com
- Lake, Tony**  
TonyLake@juno.com
- Leese, Stan**  
stan\_leese@surfside.net
- Loehr, Lothar**  
lothar@orcopug.org
- Lyons, Mike**  
mike@orcopug.org
- Moore, Charlie**  
charlie@orcopug.org
- Musser, Dave**  
dmusser@worldnet.att.net
- Swensen, Darryl**  
darrylswensen03@adelphia.net
- Tooley, Richard D.**  
tooley@alum.mit.edu
- Wann, Harold**  
WANN.HSW@worldnet.att.net
- Westberg, Carl**  
carl@orcopug.org
- Wirtz, Ted**  
twirtz@pacbell.net

Add your email address by writing to:  
editor@orcopug.org.

## Special to Members' Only!

### Don't miss Bob Click The Deals Guy

**NOW!**  
**Get Bob's**  
**July column!**

www.orcopug.org  
Members' Only! Page



## May raffle winners

- O'Reilly MCSE in a Nutshell, \$29\***  
Darryl Swensen, Winner
- ULead PhotoExplorer, \$39\***  
Chuck Wheeler, Not Present  
Ann Carnahan, Winner
- ULead PhotoImpact XL, \$49\***  
Richard Metzger, Not Present  
Darryl Swensen, Previous Winner  
Ann Carnahan, Previous Winner  
Tony Lake, Winner
- Myst game and book, \$79\***  
Harold Wann, Not Present  
Ralph Seymour, Winner
- MGI canvas bag, \$10\***  
Glenn Emigh, Not Present  
Frank Bollinger, Winner
- Total Access T-shirt, \$5\***  
Leroy Kaump, Winner
- Quick Bytes Cookbook, \$10\***  
Leroy Kaump, Winner
- Ulead VideoStudio 7, \$49\***  
Walter Jackson, Winner
- Symantec bag, \$10\***  
Michael Moore, Winner
- Total Access T-shirt, \$5\***  
Joe Duffner, Not Present  
Don Faisy, Not Present  
Ann Carnahan, Previous Winner  
Leroy Kaump, Previous Winner  
Art Bullis, Expired  
Gary Covington III, Winner

\*Estimated value

Submitted by Mike Lyons

## Special Prize Drawing!



Look for a new keyword hidden on the ORCOPUG website or in Nibbles & Bits each month.

If your name is drawn at the next meeting and you know the keyword, you will take home a prize! If no one knows the secret keyword, or the person whose name is drawn is not at the meeting, the prize will added to the next month's drawing.

## Members' renewal dates

- MAY** — Terry Schiele
- JUNE** — Richard Metzger, Bob Welburn, Chuck Wheeler
- JULY** — Herman Beverburg, Joe Francis, Walter Jackson, Tony Lake, Ralph Seymour
- AUGUST** — Stan Leese, Sid Liptz, Michael Moore, Don Ogden
- SEPTEMBER** — Don Faisy

Submitted by Charlie Moore



## Membership Application

New Member  Renewal\*

\* Please fill out all the blanks below to help us keep your information updated in our database.

Last Name \_\_\_\_\_ First Name \_\_\_\_\_

Mailing Address \_\_\_\_\_

City \_\_\_\_\_ State \_\_\_\_\_ Zip \_\_\_\_\_

Home Phone (\_\_\_\_) \_\_\_\_\_ Work Phone (\_\_\_\_) \_\_\_\_\_

E-mail Address \_\_\_\_\_

Areas of Interest/Comments \_\_\_\_\_

ORCOPUG meets the second Tuesday of every month starting at 6:30 p.m. Dues are \$25 per year. Please see our website at www.orcopug.org for meeting location and map, program announcements and contact information.

Make your check payable to **ORCOPUG** and mail to:  
**ORCOPUG, P.O. BOX 716, Brea, California 92822-0716**

(Please fill out this application and mail it today!)



# User group deals

## Members' Only! page offers more discounts!

Membership in ORCOPUG entitles you to access the Members' Only area to take advantage of dozens of user group offers. Just go to <http://www.orcopug.org>. Click on the "members' only" link. In the password dialog box, type your first initial and last name (lower case, no spaces). The password is **R** followed by your member number. (If you forgot your member number, send an email to Charlie Moore, [charlie@orcopug.org](mailto:charlie@orcopug.org).)

See the July column of Bob Click, The Deals Guy, on our Members' Only! page at [www.orcopug.org](http://www.orcopug.org).

## Thanks to these vendors

Companies who donated prizes to our 2004 fundraising raffle are: Acronis, Belkin, O'Reilly & Associates, Stardock, Ulead, 2nd Story Software, Cable Organizer.com, Dantz, Iolo Technologies, Logitech, No Starch Press, Photodex Corp., SmartDraw.com, StompSoft, TechSmith, Time Value Software, and WhiteCanyon.


## Magazine discounts only for user group members

	1 Year	2 Years	3 Years
Computer Games	\$10.95	\$20.95	\$29.95
Computer Gaming World	\$14.95	\$28.95	\$41.95
Computer Shopper	\$16.97	\$32.95	\$47.95
Dr. Dobbs Journal	\$15.95	\$30.95	—
Mac Home Journal	\$15.97	\$29.97	—
Mac World	\$12.95	—	—
Maximum PC	\$ 9.95	\$18.95	\$27.95
Microsoft System Journal	\$21.95	\$39.95	—
PC Gamer	\$12.95	—	—
PC Magazine (22/44/66 issues)	\$25.97	\$48.95	\$68.95
PC World	\$16.95	—	—
Videomaker	\$11.95	\$21.95	—
Wired	\$ 6.00	\$12.00	\$17.00

Revised January 2005

These prices are for new subscriptions and renewals. All orders must be accompanied by a check, cash or Money Order. Make payable to Herb Goodman, and mail to: **Herb Goodman, 8295 Sunlake Drive, Boca Raton, FL 33496.** Call or write: 561-488-4465, [hgoodman@prodigy.net](mailto:hgoodman@prodigy.net).

Please allow 10 to 12 weeks for your magazines to start. For renewals you must supply an address label from your present subscription to insure the correct start of your renewal. I will mail a renewal notice to every subscriber about 3 months prior to their expiration date. In the last few years, many computer magazine subscribers have used my services for over 300 titles I carry, also at excellent prices. Just email me for other prices.

**ACP**  
Computer Show  
**May 29\***  
**8 a.m. to 2 p.m.**  
1310 E. Edinger, Santa Ana, CA  
714-558-8813 • [www.acpswapmeet.com](http://www.acpswapmeet.com)  
Free Admission • Free Parking • 100's of Sellers

\*Please double-check the date with the store!

Submitted by Carl Westberg

## Have you thanked a vendor lately?

by Judy Tylour, APCUG Advisor

It's important for our User Groups' continuing relationship with vendors to remember to thank them for the variety of ways they support our Groups: such as meeting presentations, at the Annual Conference or Regional conferences, providing Presentation-in-a-Box, boxes of software and goodies, free magazine subscriptions, discounts on software, review books, door prizes, prizes for a special holiday, and much more.

If your group reviews software, it is vital to send the newsletter containing the review of the vendor's product in a timely manner. Most vendors like to receive the review within 90 days. If someone from your group attends the Annual or Regional Conference and writes an article for their newsletter about vendor support at the meeting, don't forget to send a copy of the newsletter to each vendor mentioned.

I'm sure all of the User Groups have received support from many vendors in 2004/2005 — don't forget to say thank you. Our User Group liaisons at the various companies need tangible evidence that the User Group community is benefiting from their support.

## SWUG...

(Continued from page 1)

by July 14 to ensure you receive the conference rate. The phone number for reservations is 800-772-8527 or go to [www.towncountry.com](http://www.towncountry.com) to make online reservations; under Make a Reservation, select Group and enter Group Code SUG.

Our activities and the registry will be in the Grand Ballroom area of the Convention Center. We have Pacific Salons One through Seven reserved. You should be given a property map when you check in. If they don't offer one, ask for it.

Registration is: \$40 if your registration is postmarked by July 15;

(Continued to page 11)

## Member uses Microsoft Paint to retouch photos!

by Linda Gonse

As photo editing programs get more complex and expensive, amateur retouchers sometimes overlook free tools that are part of their computers' operating systems. Microsoft Paint (or Microsoft Paintbrush in earlier Windows versions) can produce some amazing retouching results — as the pictures below will prove.

Joe Francis, an avid GIF animator, explains the sequence of events that led to the three-stage project he produced entirely in Microsoft Paint!

His grandson had a picture of the limo that took him and his girlfriend to the prom. But, the picture needed some work.

“On the first picture, my grandson asked me if I could remove the fence post. So I did. Then, my grandson's girl friend asked me if I could put a waterfall in the background. So I put Niagra Falls in the the background. Then, my grandson asked me if I could take out the pothole in the street and fix the curbing. So I did. That was the third picture.

“Now they are very happy!”



Joe Francis



1 Fence post looks like it might puncture the back tire of the limo!

2 Foreground shows street blemishes that detract from waterfall in background.



3 Final picture!

## Sources for information on using MS Paint

by Les Kizer, Greater Tampa Bay PC Users Group

All of this came from a Google Search...

### Microsoft Paint Tutorial

You'll learn the basics of how to use Microsoft Paint to open links as your quick-reference to get to any page within the Paint tutorial pages. <http://tinyurl.com/d9c6w>

### Microsoft Graphics Users Group

Tutorial on colors and lines, selecting colors, other tools.

<http://tinyurl.com/dgluo>

### Microsoft Paint

Paint is a simple graphics editing program that is included with Microsoft Windows.

<http://tinyurl.com/cgrm>

### Microsoft Paint Tutorial

Microsoft Paint Tutorial. Drawing Lines and Shapes.

<http://tinyurl.com/96dtf>

### MS Paint

Microsoft Paint is an inexpensive painting program that can be used to teach students the basics of painting software. <http://tinyurl.com/9qfsq>

### Tutorials

Step-by-step through the Beginner's Guide to Paint Shop Pro. <http://tinyurl.com/cma7l>

### Microsoft Paint Tips and Help

A collection of Paint tutorials.

<http://tinyurl.com/8c26c>

### [PDF] Microsoft Paint Tutorial

Printing Pictures from Paint or Word.

<http://tinyurl.com/87goh>

<http://tinyurl.com/chopq>

### Some Office Graphics Filters Are Not Available in Microsoft Paint

Microsoft Paint does not include any native filters for JPEG or GIF files.

<http://tinyurl.com/7ew7c>

### Use tools and make pictures with Windows Paint

Pasted photos are quite different and would be spoiled by being saved in 256 color format. <http://tinyurl.com/az39w>

## LucidLink from Interlink

by Terry Currier  
winnersug@aol.com



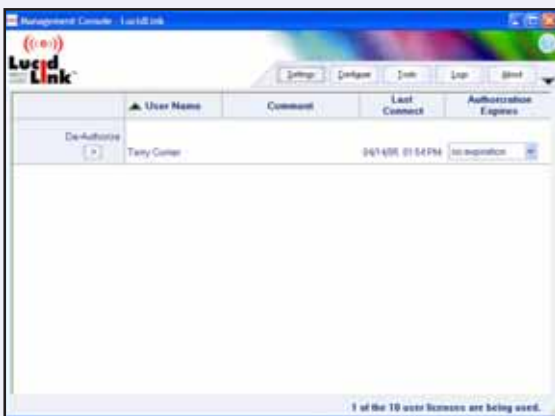
If you want to find out how to make your wireless network secure, you could go to Google and put in “instructions to secure wireless.” I got 23,300,000 instances of web sites that tell you how to set up your wireless network. There are very good sites with detailed instructions on how to do it. In fact the very first one is a Microsoft site telling how to set up Wi-Fi Protected Access (WPA) security.

Even if you have a Ethernet network everyone should change their workgroup name. For security you should change it from the default (MSHOME) and not make it too easy for the hackers. To change the workgroup name in Windows XP, go to Control Panel and then System. Click on the Computer Name tab and then click Change. Under Member of Workgroup type in a new name.

Following the advice of the websites will make your wireless networks more secure. However, there are more things you can do. In an article on ZDnet (<http://blogs.zdnet.com/Ou/index.php?p=43>), George Ou wrote about “*The six dumbest ways to secure a wireless LAN.*”

- MAC filtering: This is like handing a security guard a pad of paper with a list of names.
- SSID hiding: There is no such thing as “SSID hiding”.
- LEAP authentication: The use of Cisco LEAP authentication continues to be the single biggest mistake that corporations make.
- Disable DHCP: This is more of waste of time than it is a security break.
- Antenna placement: only put their Access Points in the center of their building and put them at minimal power.
- Just use 802.11a or Bluetooth:

Dishonorable mention went to WEP as only taking a few minutes to break.



Easy interface

November 2004 that a WPA Cracker Tool was developed. The data is retrieved via a packet sniffer entered into the program and using a dictionary word based

Again using Google you can find websites that actually list the latest vulnerabilities. I found one that even listed vulnerable programs names and websites. Want to see something scary? Take a look at a war drive in the Los Angeles area — <http://pasadena.net/apmap/losangeleslarge.gif> The red spots are open hot Wi-Fi. The author noted that less than half had even WEP enabled.

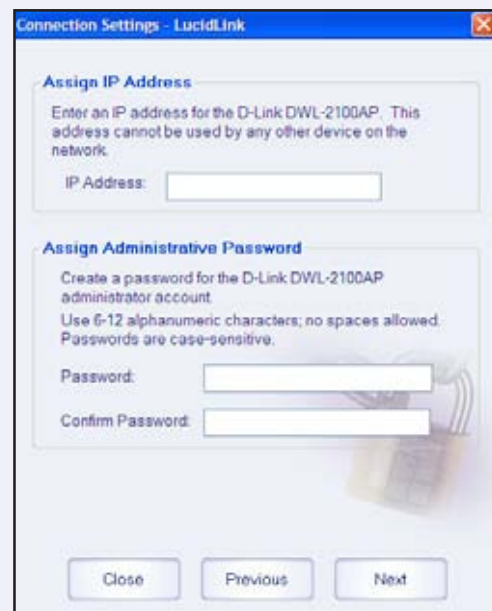
The use of a Wi-Fi Protected Access (WPA) is much better, but not perfect. It was reported in

passphrases it runs the cracking algorithms. The more random your characters are for the WPA preshared key, the safer it is to use. In simple terms use letters and numbers, not logical words.

The simplest answer of all is to use LucidLink from Interlink. **Two reasons people do not set up protection is because they don't know it is needed, and they cannot figure out how to do it.**

Once installed on a Windows 2000, 2003 or XP computer acting as a network server it is very simple to use. The administrator has to set up the access or router control from a pull down list featuring a list of compatible units.

The hardest part of the install was putting in an IP address for the D-Link Access Point. I knew how to get one, but what about a beginner? One who still needs that protection, but does not know how to get an IP address. In talking to the company they said their next version will come with a IP finder program. It will suggest an IP which



IP address needed for setup

you can just plug in. They will also be putting in something on the toolbar for you to click on to check for updates.

It is very easy to install with 802.1X

(Continued to page 8)

## Image Correction and Enhancement Products from Kodak's Austin Development Center

by Neil Longmuir

Kodak purchased Applied Science Fiction (ASF) as part of Kodak's digital strategy. Who is ASF? "Applied Science Fiction has now become KODAK's Austin Development Center. We will continue the development of imaging technologies which will be incorporated into future KODAK and OEM products." The name probably does not mean much to you until I link it up with a product called **DIGITAL ICE**. **DIGITAL ICE** ships with many flatbed and slide negative scanners.

This utility or plug-in does a phenomenal job of removing dust and scratches from scans without degrading image quality. In my opinion, there is no better product on the market today at any price. I have the Minolta Dimage Scan Elite 5400 slide negative scanner and I can attest to the fact that **DIGITAL ICE** really works. **DIGITAL ICE** can save you hours and hours of touch up time.

**DIGITAL ICE**, as far as I know is not available as a plug-in to Photoshop. However, Kodak's Austin Development Center has seven terrific software plug-ins. The products are:

- \$99.95** **DIGITAL GEM Professional** - a plug-in to automatically reduce image noise and grain
- \$49.95** **DIGITAL GEM**
- \$99.95** **DIGITAL SHO Professional** - a plug-in to automatically optimize contrast and exposure
- \$49.95** **DIGITAL SHO**
- \$99.95** **DIGITAL ROC Professional** - a plug-in to automatically restore and balance color
- \$49.95** **DIGITAL ROC**
- \$99.95** **DIGITAL GEM Airbrush Professional** - a plug-in to automatically smooth skin surfaces

All of the above plug-ins are available for either the Windows platform or the MAC platform. These plug-ins are compatible with Adobe Photoshop and other imaging programs which support the Photoshop plug-in architecture.

### Hardware Requirements

- Pentium II or better with a 128 MB of RAM
  - Windows 98SE, Windows ME, NT 4.0 with service pack 6a, Windows 2000 and Windows XP
  - Adobe Photoshop 5.0, 5.5, 6.0, 7.0 and CS; Adobe Photoshop Elements 1.0, 2.0 and 3.0; Adobe Photoshop LE 5.0; Adobe PhotoDeluxe Home Edition 4.0; Jasc Paint Shop Pro 7.0, 8.0 and 9.0
  - Minimum display resolution: 800 x 600 pixels (Note: small fonts can only be displayed when the screen resolution is 800 x 600)
- My test hardware consists of an AMD 3200



processor, 1 gig PC3200 RAM, 320 gig of hard disk space, DVD burner, CD-RW burner, ATI Radeon video card with 64 MB of RAM and a Benq 19 inch LCD display.

The main difference between the Professional plug-ins and the non-professional plug-ins is the Professional plug-ins support full 16 bit and 8 bit editing while the non-professional plug-ins support only 8 bit editing. There are other differences which I will get into with each of the specific products.

Let's start by defining a plug-in. A plug-in is a small software program that plugs into an application to give the application extra capabilities. A logical question is "I already have Adobe Photoshop or Adobe Elements, why do I need a extra plug-in? Why do I need the Professional plug-in?"

Both Adobe Photoshop and Elements are terrific programs in their own right. But there are some things other programs just do better. In the past I have said that just because we're going to a digital world does not mean that Kodak is just going to roll over and give up. Kodak manufacturers terrific films and they

(Continued to page 8)

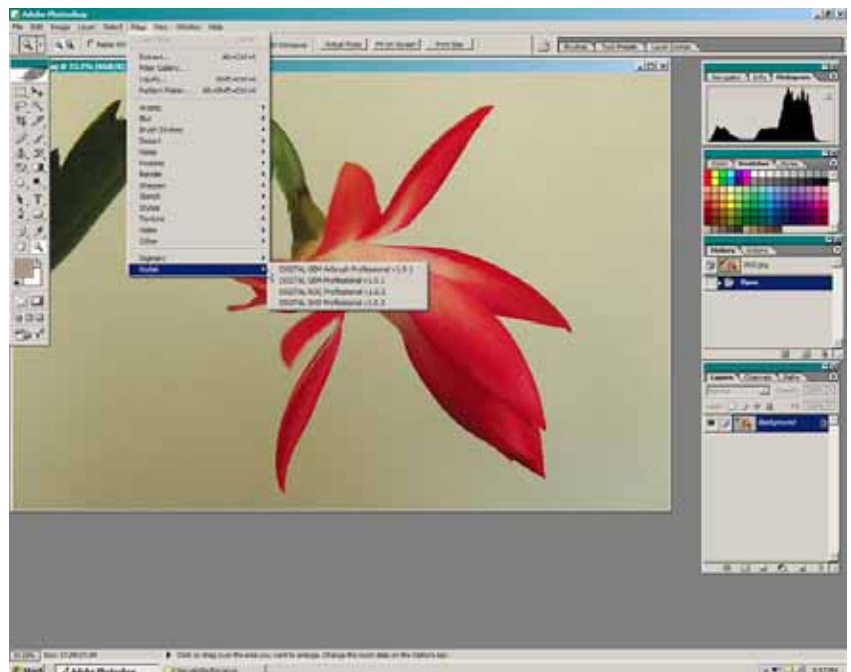


Figure 1

## LucidLink...

(Continued from page 6)

access points which are fully compatible. You can check out which those are at: [www.lucidlink.com/Tech\\_Support/Compatibility.asp](http://www.lucidlink.com/Tech_Support/Compatibility.asp). If not listed they give instructions on how to set it up manually.

You will then need to install the client part onto the wireless computer you want to log onto the network with. That computer when trying to log onto the network is stopped from fully getting in. They are given a authorization code. Then the person communicates to the administrator the code and the user is authorized, or denied entry. If a person leaves employment or the laptop is stolen, the administrator can click De-Authorize next to the user name on the Management Console. It reminded me of the electronic entry doors you often see in banks. They can see who wants to get in, and if the person is not suppose to get in, they can not.

I was working with the server version of LucidLink which is available in 10, 25, 50, 100, and 250 user versions starting at \$449. The home version for three users is/was \$99. They have decided to release the home version out for free. Now there is no excuse for not securing your wireless network. I would not hesitate to recommend someone this product. You may not need the server version, but if you have a wireless network at home you really should get the free download at [www.lucidlink.com](http://www.lucidlink.com).

Requirements: Windows 2000, 2003, or XP operating system, 50MB hard drive space, administration rights on the installed computer. Every machine that you want to connect to the wireless network must be set up as a LucidLink Client. Those computers must have: 36 MB available hard disk space, Windows 2000 or Windows XP (Professional or Home) operating system, wireless NIC that supports 802.1X/EAP.

The following hardware is compatible with LucidLink: Access Point/Router, Wireless NICs — 3COM Office Connect 11abg, Allied Telesyn WA7500, Cisco Aironet 350, Cisco Aironet 1100, Cisco Aironet 1200, ColubrisCN320, ColubrisCN1250, D-Link DWL-2100, AP D-Link DWL-2000, AP D-Link, AirPlusXtreme G Router, D-Link DWL-2200, D-Link DWL-2700, D-Link DWL-7100, Intellinet SuperG (522755), Linksys WAP54G, Linksys WRT54G Router, Linksys WRT54GS Router, Netgear 802.11g, Prosafe, Proxim AP600, Proxim AP4000, SMC 2552W-G, SMC 2555W-AG, SMC 2870W, Symbol Spectrum 24, Motorola WA840G, ZyXel ZyAirG-1000, 3COM Office Connect 11g, 3COM 3CRWE154A72, D-Link DWLG650, Intel Centrino, Linksys WPC54G V1.1, V1.2, V1.3, Linksys WP54GS, Motorola WN825G, Netgear WG511, Netgear WG511T, Orinoco Gold, Orinoco Silver Proxim, Orinoco 11 b/g, Silver 8471-WD, SMC 2532 W-B, SMC 2835W, ZyXel ZyAir B101.

Terry Currier has been involved in computer user groups since 1984. He's the past president of North Orange County Computer Club, and the founding president and current vice-president of WINNERS (WINDOWS users) user group in Costa Mesa. Several of his review articles have appeared in APCUG user group newsletters around the country.

### How do I find the IP address for my computer?

Go to <http://tinyurl.com/9l4z4> or [http://support.dlink.com/faq/view.asp?prod\\_id=1372](http://support.dlink.com/faq/view.asp?prod_id=1372). There are easy instructions and pictures to guide you for the following operating systems:

- Windows 95, 98, and ME
- Windows 2000 and XP
- Macintosh 8.x and 9.x
- Macintosh OS X
- Linux

## Kodak...

(Continued from page 7)

are a major player in the digital world. These plug-ins are just another piece of Kodak's digital strategy. I have no compromises when it comes to images, if there is a product out there that will enhance my images, I want that product available to use. I may not use it on every image, but I will use it when I need it.

Trial versions of these products can be downloaded from the Kodak web site [www.asf.com](http://www.asf.com). Be sure to write down **exactly** your e-mail address and password you signed in with. You will need this information later when you want to download updates. The files are not huge and once installed they can be used. I would recommend that you also download the PDF manual for the software you are evaluating. Kodak has some sample images that can be used to test the various plug-ins. Kodak warns you **not** to save any of your *corrected image* files because a watermark is placed on the image. If you do save the image, the watermark **cannot** be removed. Registering your plug-in disables the watermark. Note, that the plug-in must already be installed on your computer before you can register it.

Once you have registered your plug-in and paid for it, you will receive an e-mail with your registration information. I recommend that you print it out **now** and place it in a safe place. I print all my registration information out, place it in a binder with all my other information. I also make a Drive Image backup of my e-mail mailbox. I can't emphasize this enough; you cannot have too many backups. Not having a backup in this day and age is **not an option, it's a necessity**.

It should be noted that all of these plug-ins "work with digital images from slide negative scanners, flatbed scanners, digital cameras, photo CDs and images from the Internet."

(Continued to page 9)



## Kodak...

(Continued from page 8)

After the plug-ins are installed they will appear on the **Filter** drop down menu in Adobe Photoshop or Adobe Photoshop Elements. See *Figure 1*.

### The User Interface

Kodak has done a superb job with the end user interface. All of the plug-ins have a clean easy to use interface. For example, all the plug-ins have the Zoom buttons in exactly the same place. If you use a feature in DIGITAL GEM Professional then that same feature, for example, the Zoom button, will be in exactly the same place if in the DIGITAL ROC Professional plug-in, the DIGITAL SHO Pro professional plug-in and the DIGITAL GEM/Airbrush Pro plug-in.

One other button that can be very useful is the **Default** dialogue box. If you really mess up and can't remember what the original default starting values were, click on the Default button and the original default settings are restored. Last but not least, if you need help click on the **Help** button for additional information or if you don't have the user manual right next to the computer. Check Figure 1 for the location of the various dialogue boxes.

All the professional plug-ins have a **preview screen**. Thus, you know the effect of the change before you actually make the change. In my opinion, all image editing programs should have this feature. Just like the LCD screen on the back of your digital camera, the preview screen gives the end user instant response to the editing change.

### How are updates handled?

All plug-in window screens have a **Check for Update** dialogue box in the upper left hand corner. Just left mouse click on the Check for Update dialogue box and the software will go out to the Internet and check if there is an

(Continued to page 11)

## Camtasia presentation at May meeting a huge success!

by Linda Gonse



Gary Covington III



Hank Dart

The Camtasia demonstration that Gary Covington III and his friend, Hank Dart, gave to our group at the May meeting was informative and entertaining! They balanced the presentation by having Gary show how to produce onscreen tutorials, and while Hank explained how to create an animated PowerPoint presentation. It was easy to see the range of features in the program this way. Gary and Hank answered lots of questions from the group after their presentation.

Hank, a retired professional photographer, took pictures of members before the meeting and worked the photos into his portion of the presentation. Some of the pictures are shown here:



## Should I worry about wardriving?

The wardriving threat occurs when an enterprising hacker takes along a laptop with a wireless network card in his car. The wardriving aficionado drives around a neighborhood with his laptop and an omni-directional antenna, taking note of all the unsecured wireless networks that pop up on his laptop's screen. Sophisticated wardrivers even use GPS software to record the latitude and longitude of the network, though they can also just record the location manually in a text file to post to the Internet later. These kinds of tactics serve a variety of purposes. Chief among them is the notion that surfing the Web should be free, and wardrivers are simply providing a service for other people. A more insidious use is for anonymous attacks. A hacker could return to the location of an unsecured wireless network in order to launch illegal attacks and other activities from it.

## What's a wireless access point?

Thanks to Wi-Fi, you're never far from the global network-of-networks that is the Internet. As many of us come to depend on the Internet more in our daily lives, the ability to access the Internet whenever and wherever becomes important. Although worldwide wireless Internet access isn't something we'll likely see in the next couple of years, there are a growing number of isolated wireless "pockets" that let you connect to the Internet without wires. These access points, or hotspots, let users connect their wireless-capable devices to the Internet, either for free or for a charge. A hotspot consists of a computer and wired router that connect to a Wi-Fi network device, such as an access point, or a gateway device, which wirelessly manages the

incoming and outgoing Internet traffic for other wireless devices. A single wireless access point typically has a range of a few hundred feet in all directions. Anyone within this range using a Wi-Fi device can connect to the Internet; however, you'll experience higher bandwidth the closer you are to the access point. You can create a hotspot of any size depending on the number of access points you use and where you place them.

*(Thanks to SmartComputing magazine for permission to use these tips. SmartComputing is also on the web at <http://tinyurl.com/8486u>)*

## Letters...

(Continued from page 8)

a minimal amount of desk or briefcase space, and because it weighs less than 1 pound it travels well too. No installation hassles! Just plug the DOMINATOR into any available USB port. These features combined with our industry leading 2 year warranty enforce Mad Dog Multimedia's commitment to uncompromising excellence."

**Mike Lyons**  
[mike@orcopug.org](mailto:mike@orcopug.org)

*(Thank you all for taking time to respond with helpful information. Everyone can benefit from it. —LG)*

## Member reads N&B in South Africa!

Just a note to tell you I was able to read your handiwork in Cape Town, South Africa. Great.

**Dick Tooley**  
[rdtooley@earthlink.net](mailto:rdtooley@earthlink.net)

## Los Angeles editor writes

I used your article, "Sounding the Alarm," in our May User Friendly (newsletter). Great info. I am sure our readers will enjoy the read.

**Charlotte Semple**  
Los Angeles Computer Society  
[csemple94@earthlink.net](mailto:csemple94@earthlink.net)

## IM users face new threats

Users of Yahoo and AOL instant messaging were warned the last week of May about two new threats that spread via IM. One worm spreads via AIM, while a phishing scam travels by Yahoo Messenger. Read the complete story at <http://tinyurl.com/af3ws>

## MasterCard closes more than 1,400 phishing sites

MasterCard's Operation Stop IT project has resulted in the shuttering of many sites that had been used for phishing and spoofing. Read the rest of the story at <http://tinyurl.com/duapa>

## FTC targets zombie spammers

The Federal Trade Commission (FTC) has launched a new anti-spam campaign to target hijacked or "zombie" computers. Read more of the story at <http://tinyurl.com/9no2u>

## Identity theft traced to Blockbuster employee

An employee of a Blockbuster video store has been indicted on charges of stealing customer identities, then using them to purchase more than \$117,000 in trips, electronics and other goods, including a Mercedes-Benz. Read more of the story at <http://tinyurl.com/7l3qv>

**When you update your Windows computer, you must get the Windows updates and check for any Microsoft Office updates. Not only are the critical patches required; you might have to update the others as well.**

**Remember:** Hackers already know how to utilize these holes within your programs to get into the computer. **For examples on how to patch your computer go to.** <http://tinyurl.com/9zyxs>



Source:  
[www.sans.org](http://www.sans.org)

## Internet Humor



Submitted by Loren Tuthill

**Hindsight isn't always a bad thing...**

### SWUG...

(Continued from page 4)

\$50 if your registration is postmarked by July 22; and, \$75 after July 23 and at the conference. The fee includes six meals, vendor presentations, workshops, conference T-shirt and Welcome Bag.

To register, complete the attached registration form (one for each attendee, please) and return it to the address on the bottom of the form with your check. Or, visit the conference website ([www.swugconf.org](http://www.swugconf.org)), click on Registration and click on Form.

The registry is open from 1 pm to 5:45 pm on Friday, August 5. If you are late in arriving (traffic can really be slow on Friday evening coming into San Diego), please join us for dinner and pick up your registration materials and Welcome Bag after dinner. Saturday morning registration is from 7 am until 8 am. Please join us for breakfast if you arrive after 8 am. You will also be able to register during the day since the registry remains open except for meals and presentations.

There will be vendor-sponsored meals and presentations; over 20 workshops (check the website occasionally for the updated workshop listing); and Vendor Faire on Saturday evening which gives you the opportunity to talk to the sponsoring vendors. Don't forget to bring your meeting calendar so you can sign up presenters.

The conference sponsors a Hospitality Suite where you can get to talk with members from other user groups, visit with vendors who stop by, etc. It is open Friday afternoon and after the presentation on Friday evening, between the last workshop on Saturday and the Vendor Faire, as well as after the Vendor Faire.

Bring a sweater — the workshop rooms can sometimes be a little chilly. Some of the most important things you can bring to the conference are your ideas, problems and/or successes to share during the workshops — users helping users is what user groups are all about.

For those guests / spouses who want to participate in outside activities, there will be a central meeting location where you can gather to walk to the Fashion Valley Shopping Center, take the trolley to The Gaslamp Quarter in Old Town San Diego, etc. There is also a day spa and salon at the resort, four swimming pools, and many areas where you can walk and enjoy the beautiful gardens.

### Kodak...

(Continued from page 8)

update. If there is an update available, go to the asf web site, click on the plug-in you want to update and download the update. Note: you will have to sign in to download the update. Here is where you will need to type in your e-mail address and your password. The e-mail address and password are case sensitive and must be typed in **exactly** the same as when you downloaded the trial versions. All the Kodak Plug-ins work with Adobe Photoshop and compatible programs such as Paint Shop Pro.

**In Part 2 next month, let's take a good look at the plug-ins, beginning with DIGITAL ROC Professional.**

### Random thoughts

- Snowmen fall from Heaven unassembled.
- I don't approve of political jokes, I've seen too many of them get elected.

*Submitted by Tony Lake*

### Newsletter Contributors

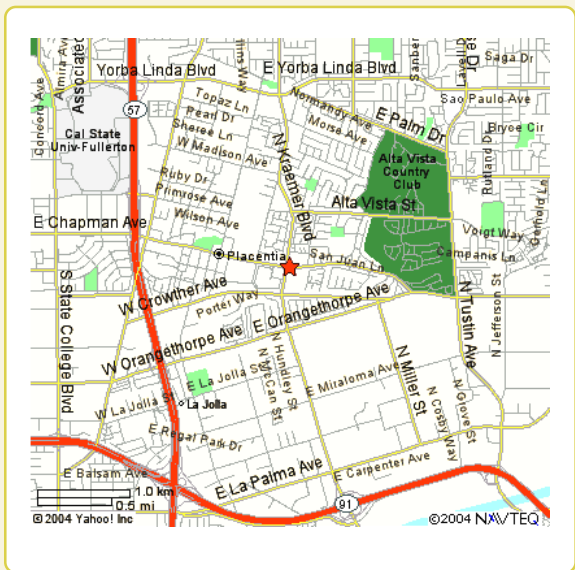
Carl Westberg, Charlie Moore, Charlotte Semple, Dick Evans, Dick Tooley, Donald Gonse, Frank Bollinger, Gary Covington III, Gene Barlow, Hank Dart, Herb Goodman, Joe Francis, Judy Taylour, Larry Klees, Les Kizer, Linda Gonse, Loren Tuthill, Michelle Kane, Mike Lyons, Neil Longmuir, Patricial Hill, Paul Rosenthal, Terry Currier, Tim O'Reilly, Tony Lake

**Newsletter Deadline  
June 18 for July Issue**

## The Public Is Welcome! Meetings Are FREE!

The Orange County IBM PC Users' Group regular meeting is scheduled for the second Tuesday of the month at 6:30 p.m. at the **Placentia Library, 411 East Chapman Avenue, Placentia, California 92870, (714) 528-1906**. The library is 0.4 miles east of Kraemer Blvd. Call (714) 990-0580, for more information, or go to [www.orcopug.org](http://www.orcopug.org).

**Planning meetings** are held the third Thursday of every month at 7 p.m. at Downey Savings & Loan, one block east of Harbor at Bastanchury in Fullerton. All members are invited to attend the planning meetings!



## Benefits for User Group Members

- Product & "How To" demos
- Free raffles and magazines
- Help from other members
- Newsletter and web site
- Special offers & discounts
- Monthly meetings
- Affiliation with worldwide group

**User groups represent the spirit of the frontier, a community getting together to do things that no individual ought to have to do alone.** The pioneers of the American west got together for barn raisings, cattle roundups, and the occasional party. The pioneers of new technology get together for installfests, new user training and support, and just plain fun. Being part of a user group is the best way to get more out of your computer, and lets you make friends while you're at it. — *Tim O'Reilly, President, O'Reilly & Associates*

Check out our award-winning web site!

**LOOK  
WHAT'S  
THERE!**

**Online Review Form • Top 10 Viruses and Hoaxes  
PDF Searches • Personalized Map • Links to Tips  
and Antivirus Vendors • Discounts for Members**

[www.orcopug.org](http://www.orcopug.org)

Send a printed copy of this newsletter to a friend. Use this mailing sheet for the address. Staple newsletter together at top left corner with this last page facing out. Fold in half, so this page is visible. Tape ends together, stamp and mail.

6:30 p.m.

Tuesday, June 14

PriceGrabber

P.O. Box 716, Brea, CA 92822-0716  
**Orange County  
 IBM PC Users' Group**

*Computer users helping computer users*

